

The Influence of Economic Pressure on Emerging Adulthood Binge Drinking: Testing the Family Stress Model over Time

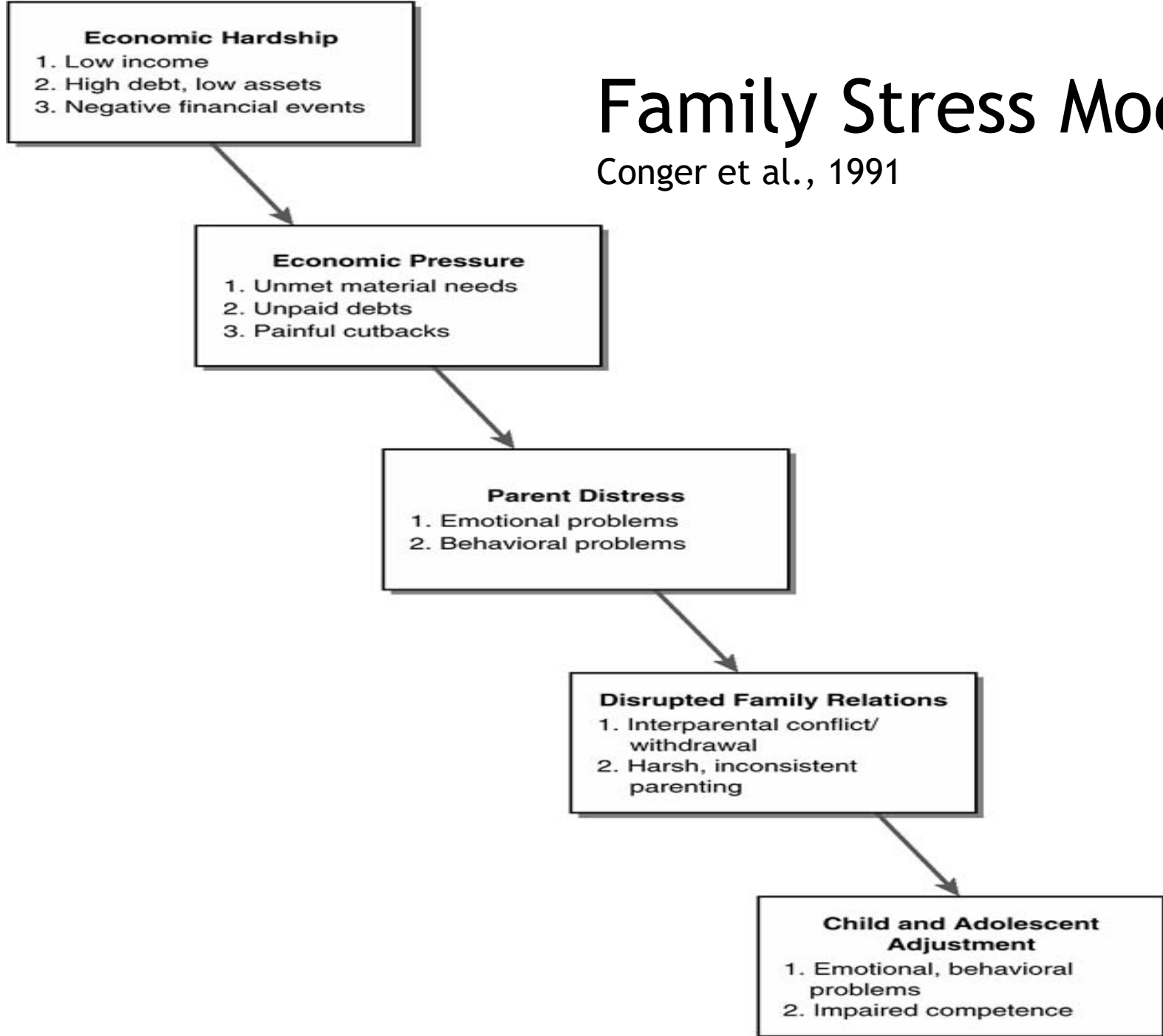
Olivia Diggs, M.S. & Tricia Neppl, Ph.D.

Introduction

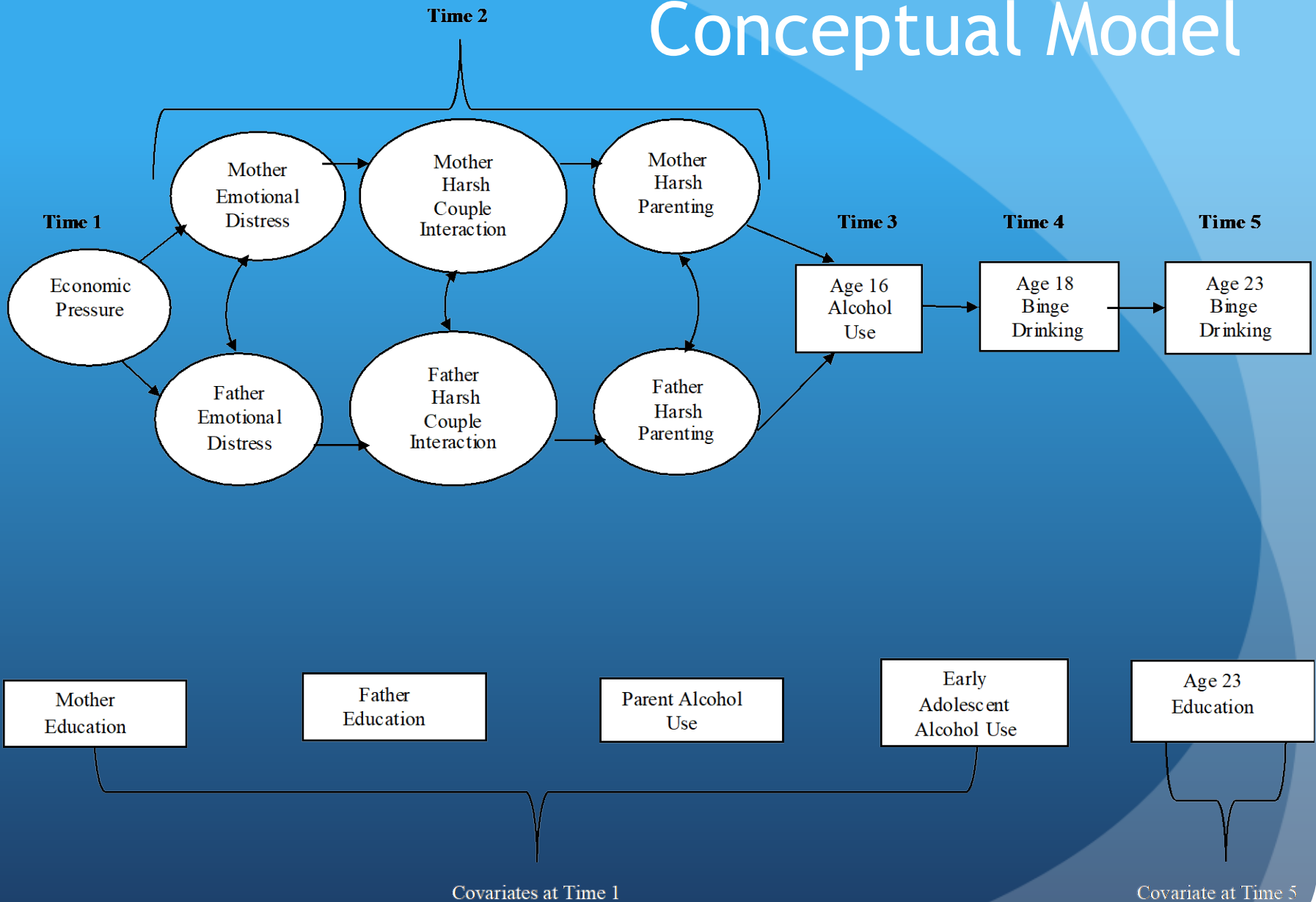
- Emerging adulthood (EA) is an important developmental period (Arnett, 2015)
- Earlier risky behavior may exacerbate stress in EA
- Substance use continues from adolescence into EA
- Important to understand elements for the development of alcohol use
 - Family Stress Model (Conger & Conger, 2002)

Family Stress Model

Conger et al., 1991



Conceptual Model



Methods

- Participants
 - Iowa Youth and Families Project (IYFP; 1989-1992)
 - 99% White (236 girls, 215 boys)
 - 2-parent families, adolescent in 7th grade
 - Family Transitions Project (FTP; 1992-present)
- Procedure
 - Families visited in their home from 1989-1992 by interviewer
 - 25-minute videotaped marital discussion task
 - 25-minute videotaped parent-child discussion task
 - Questionnaires
 - Questionnaires only at age 18 and 23

Measures - Time 1

- Economic Pressure
 - Unmet Material Needs
 - 6 items summed ($\alpha = .93$)
 - Whether they had enough money to afford adequate housing, clothing, furniture, car, food, and medical care
 - EX: I have enough money to afford the kind of clothing that I should have.
 - Can't Make Ends Meet
 - 2 items standardized and summed ($r = .84$)
 - Difficulty paying their bills and how much money was leftover at the end of the month
- Financial Cutbacks
 - 29 items summed ($\alpha = .88$)
 - Financial adjustments made due to financial need
 - EX: During the past 12 months, have you reduced driving a car to save money?

Measures - Time 2

- Emotional Distress ($\alpha = .88$ for mothers, $\alpha = .84$ for fathers)
 - Parent-reported distress from past week: SCL-R-90 (Derogatis, 1994)
 - Depression
 - 13 questions averaged regarding depressive symptoms (i.e. crying easily)
 - Anxiety
 - 10 questions averaged regarding anxious behavior (i.e. feelings of nervousness or shakiness)
 - Hostility
 - 6 questions averaged regarding hostile behavior (i.e. having the urge to break or smash things)

Measures - Time 2 Cont.

- **Harsh Couple Interaction** ($\alpha = .90$ for mothers, $\alpha = .83$ for fathers)
 - Observer report - Marital discussion task
 - Hostility: hostile, annoyed, critical, and disapproving behavior toward the other spouse
 - Antisocial Behavior: egotistic, immature, rebellious, and indifferent behavior toward the other spouse
 - Angry Coercion: an attempt to control or change the other person's behavior in a hostile manner
- **Harsh Parenting** ($\alpha = .91$ for mothers, $\alpha = .88$ for fathers)
 - Observer report - Parent-child discussion task
 - Same indices as marital task

Measures - Time 3

- Alcohol use - age 16
- Frequency of beer, wine, liquor in past 12 months
- 0 (never) to 3 (3 or more times/week)
- Averaged scores across 3 items - manifest variable
- $\alpha = .87$

Measures - Times 4 & 5

- Binge drinking at age 18 and 23
- Self-report of frequency of having 3 or 4 drinks in a row
- Self-report of frequency of having 5 or more drinks in a row
- 1 (never) to 7 (every day)
- $r = .90$ at age 18; $r = .88$ at age 23
- Averaged to create manifest variable at each time point

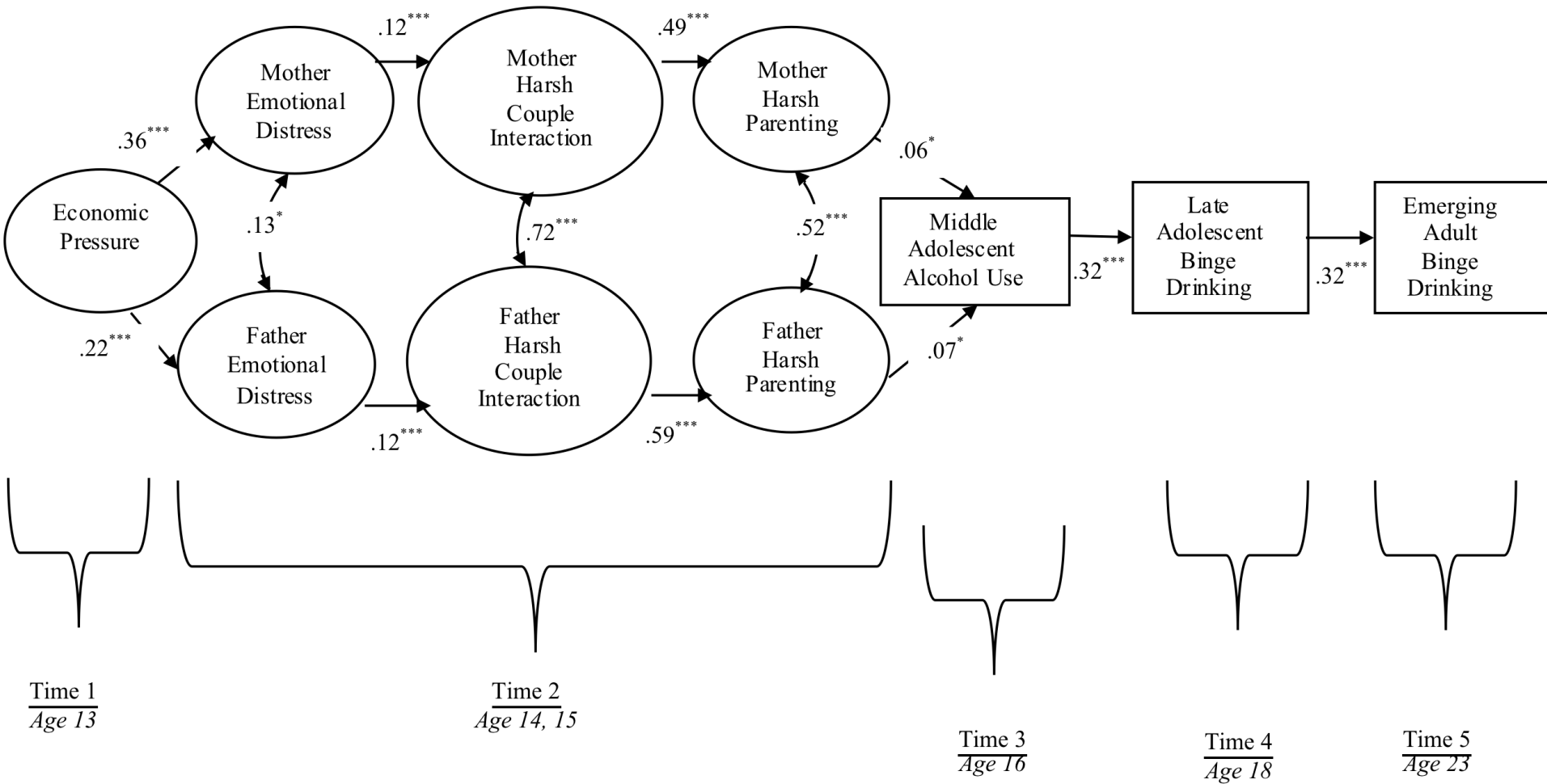
Control Variables

- Time 1: Parent education, Parent recent binge drinking, Adolescent alcohol use
- Time 5: EA education

Results

- Structure Equation Modeling (SEM) by Mplus V.8 (Muthen & Muthen, 2012)
- Measurement model was first fit to the data
 - Constrained loadings to be equal for mothers and fathers on latent constructs
 - $\chi^2 = 509.15$, $df = 282$, $p < .001$, CFI = .97, RMSEA = .04
 - Standardized factor loadings: .67-.95

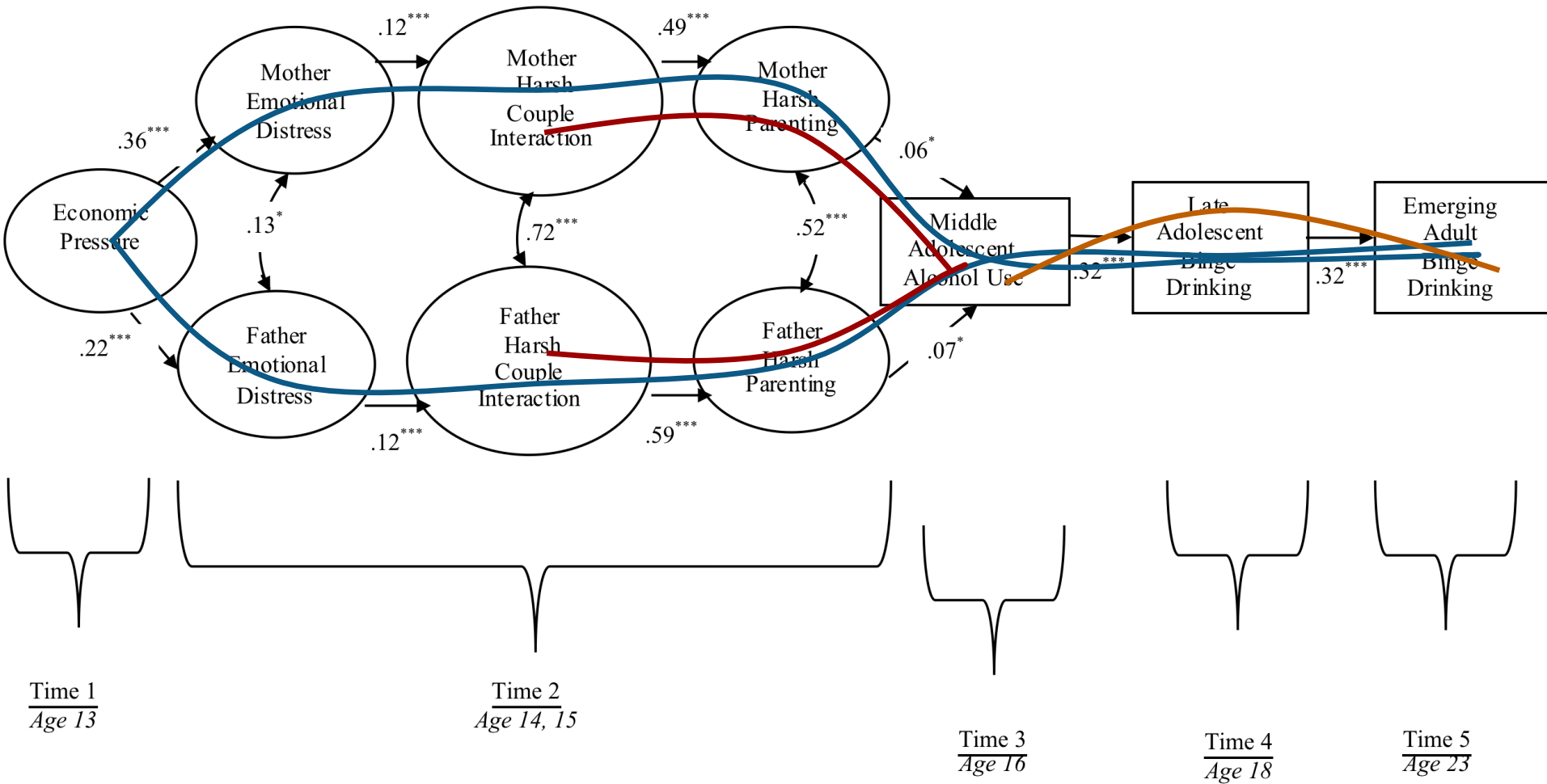
Figure 2. Structure Equation Model



Note. Standardized beta coefficients shown in the model. Model fit: $\chi^2 = 596.72$, $df = 325$, $p < .001$, CFI = .96, RMSEA = .04.

* $p < .05$. *** $p < .001$.

Figure 2. Structure Equation Model



Note. Standardized beta coefficients shown in the model. Model fit: $\chi^2 = 596.72$, $df = 325$, $p < .001$, CFI = .96, RMSEA = .04.

* $p < .05$. *** $p < .001$.

Conclusion

- Current study shows the long-term cascading effect of economic adversity on family relationships and offspring outcomes
- Continuity of high drinking from adolescence into emerging adulthood a cause for concern
 - Alcohol is the primary substance of use for those in treatment centers in Iowa (IODCP, 2016)
- Important to curb binge drinking patterns in adolescence for a smooth transition into respected roles and responsibilities in emerging adulthood

Thank you!